

# **PRAIRE CITY CITIZEN SURVEY 2014**

Council Meeting  
May 8, 2014

# **SURVEY INFORMATION**

---

- Responses - 253 of 604 (41.9%)
- April 2014
- Margin of Error +/- 4%

# **Opinion questions**

---

## **Prairie City is a nice place to live.**

---

Agree/Strongly Agree      87.3%

Disagree/Strongly  
Disagree                      4.0%

No Opinion                      8.7%

## **I feel safe in my neighborhood.**

---

Agree/Strongly Agree      90.9%

Disagree/Strongly  
Disagree                      4.0%

No Opinion                      5.1%

## **City should encourage more commercial and industrial development through city funds.**

---

Agree/Strongly Agree 52.2%

Disagree/Strongly  
Disagree 25.7%

No Opinion 22.1%

## **Support bond issue for construction of new EMS building.**

---

Agree/Strongly Agree 35.2%

Disagree/Strongly  
Disagree 40.3%

No Opinion 24.5%

## **Support bond issue for expansion of Library.**

---

Agree/Strongly Agree 34.8%

Disagree/Strongly  
Disagree 40.3%

No Opinion 24.9%



## **Support expenditure of city funds to prevent sanitary sewer overflows and backups.**

---

Agree/Strongly Agree 75.1%

Disagree/Strongly Disagree 10.7%

No Opinion 14.2%

## **The City should adopt a policy permitting open burning during certain times of year.**

---

Agree/Strongly Agree 57.3%

Disagree/Strongly Disagree 27.7%

No Opinion 11.9%

## **The City needs to put more resources into the maintenance of existing parks.**

---

Agree/Strongly Agree 36.8%

Disagree/Strongly  
Disagree 22.9%

No Opinion 40.3%

## **Council meetings should be televised or recorded.**

---

Agree/Strongly Agree 35.2%

Disagree/Strongly  
Disagree 20.9%

No Opinion 43.9%

## **I receive good value for the city taxes I pay.**

---

Agree/Strongly Agree 45.4%

Disagree/Strongly  
Disagree 27.7%

No Opinion 26.9%

## **I am pleased with the overall direction the city is taking.**

---

Agree/Strongly Agree 48.2%

Disagree/Strongly  
Disagree 26.0%

No Opinion 25.7%

## **Mayor/Council meet the expectations of the citizens.**

---

Agree/Strongly Agree 44.7%

Disagree/Strongly  
Disagree 21.7%

No Opinion 33.6%

# **Quality of service**

---



# Ambulance Service

---

Satisfied/Very Satisfied                      75.5%

Not Satisfied/Very Dissatisfied                      7.5%

Unsure/No Opinion                      17.0%

# Animal Control

---

Satisfied/Very Satisfied 53.8%

Not Satisfied/Very Dissatisfied 26.9%

Unsure/No Opinion 19.4%

# Building Inspection

---

Satisfied/Very Satisfied 35.6%

Not Satisfied/Very Dissatisfied 13.4%

Unsure/No Opinion 51.0%

# City Administration

---

Satisfied/Very Satisfied 60.5%

Not Satisfied/Very Dissatisfied 19.4%

Unsure/No Opinion 20.2%

# Code Enforcement

---

Satisfied/Very Satisfied 48.2%

Not Satisfied/Very Dissatisfied 23.3%

Unsure/No Opinion 28.5%

# Community Building

---

Satisfied/Very Satisfied 74.7%

Not Satisfied/Very Dissatisfied 11.1%

Unsure/No Opinion 14.2%

# Fire Department

---

Satisfied/Very Satisfied 84.6%

Not Satisfied/Very Dissatisfied 3.6%

Unsure/No Opinion 11.9%

# Library

---

Satisfied/Very Satisfied 77.5%

Not Satisfied/Very Dissatisfied 6.7%

Unsure/No Opinion 15.8%



# Parks & Recreation

---

Satisfied/Very Satisfied 77.9%

Not Satisfied/Very Dissatisfied 9.5%

Unsure/No Opinion 12.6%

# Planning & Zoning

---

Satisfied/Very Satisfied 50.2%

Not Satisfied/Very Dissatisfied 11.9%

Unsure/No Opinion 37.9%

# Police Department

---

Satisfied/Very Satisfied 82.6%

Not Satisfied/Very Dissatisfied 12.6%

Unsure/No Opinion 4.7%

# Sanitary Sewer

---

Satisfied/Very Satisfied 56.5%

Not Satisfied/Very Dissatisfied 33.6%

Unsure/No Opinion 9.9%

# Snow Removal

---

Satisfied/Very Satisfied      65.2%

Not Satisfied/Very Dissatisfied      32.0%

Unsure/No Opinion      2.8%

# Street Repair

---

Satisfied/Very Satisfied 51.0%

Not Satisfied/Very Dissatisfied 40.7%

Unsure/No Opinion 8.3%

# Stormwater Drainage

---

Satisfied/Very Satisfied 46.2%

Not Satisfied/Very Dissatisfied 42.7%

Unsure/No Opinion 11.1%

# Water

---

Satisfied/Very Satisfied 74.3%

Not Satisfied/Very Dissatisfied 20.9%

Unsure/No Opinion 4.7%



# Overall City Services

---

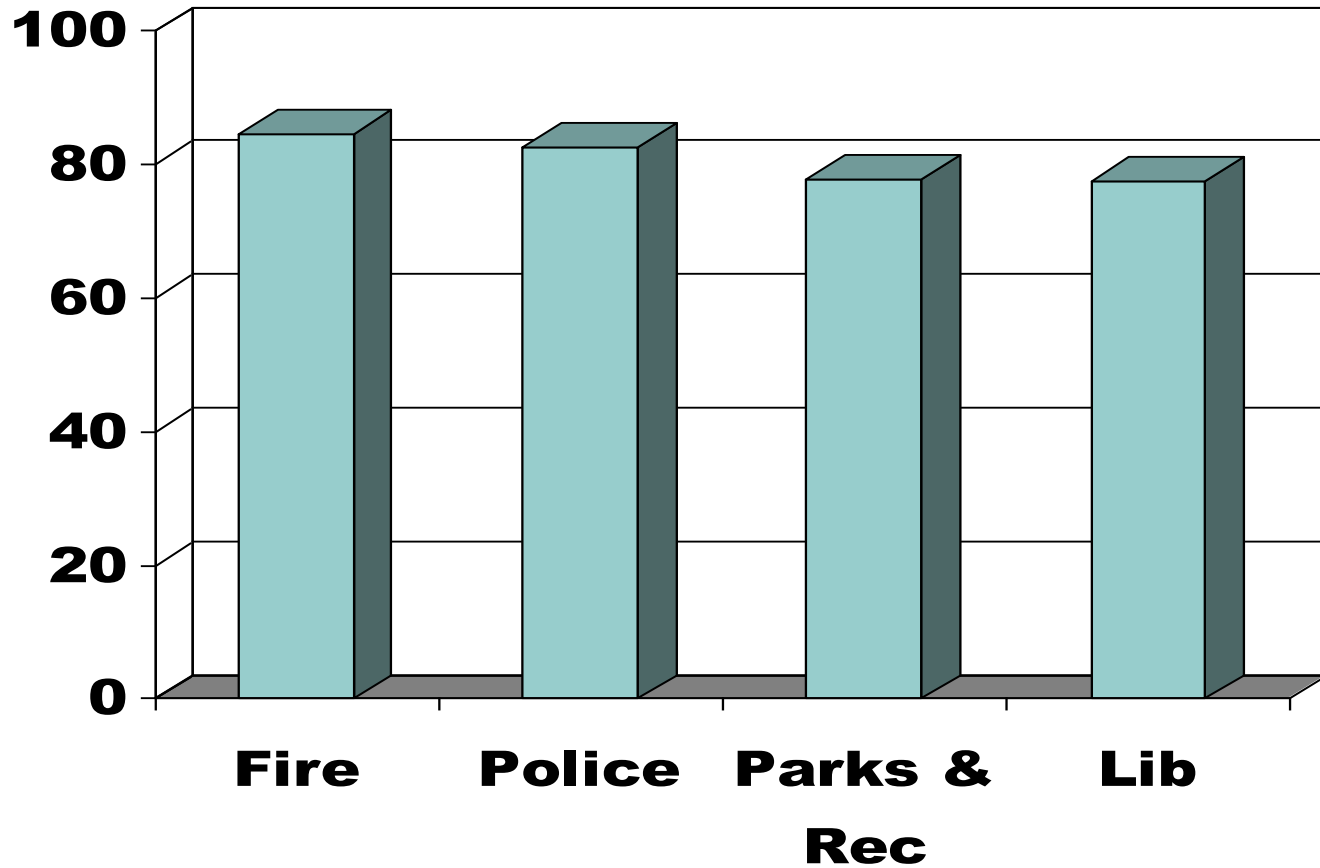
Satisfied/Very Satisfied 77.1%

Not Satisfied/Very Dissatisfied 16.6%

Unsure/No Opinion 6.3%

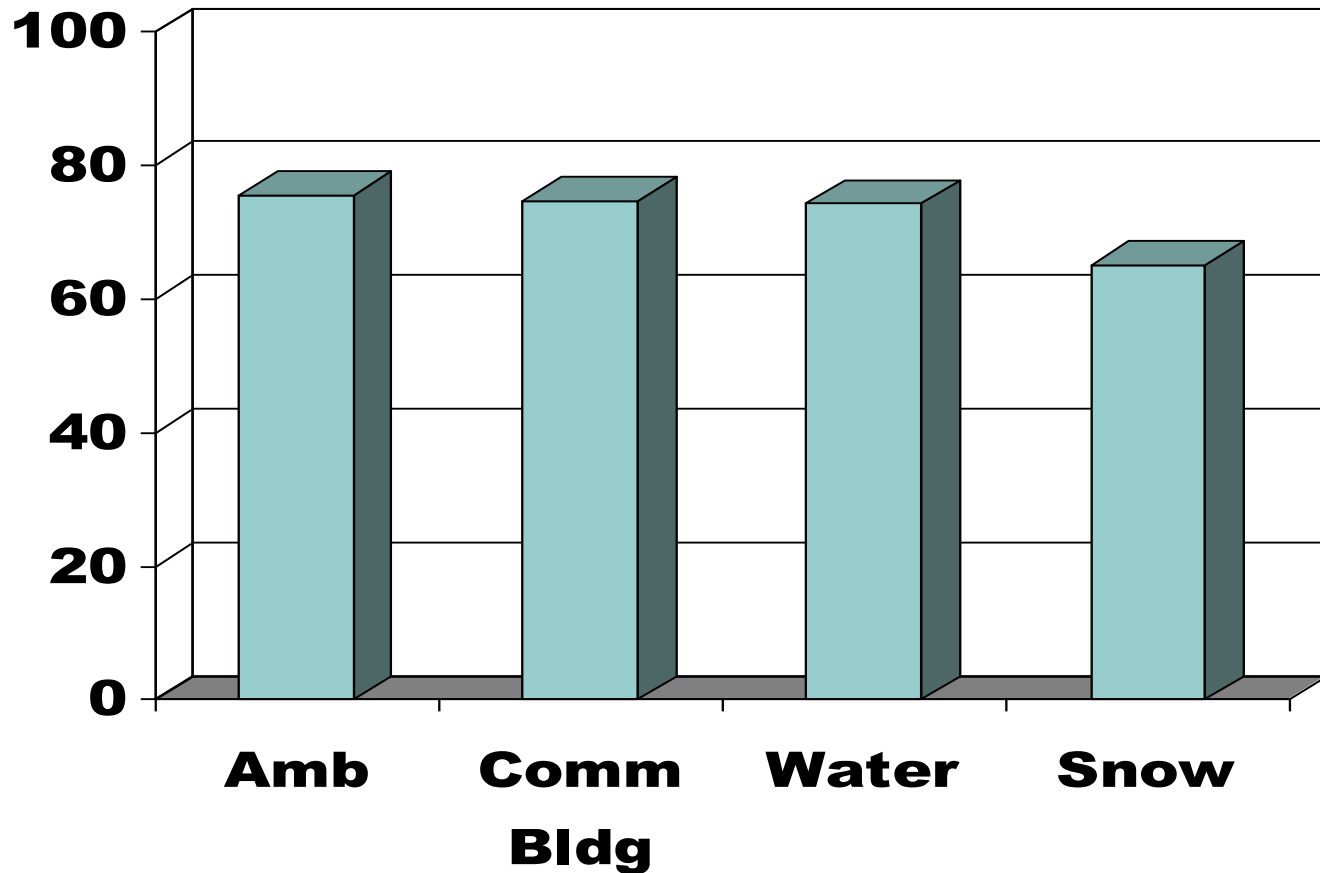
# City Services -Very Satisfied/ Satisfied

---



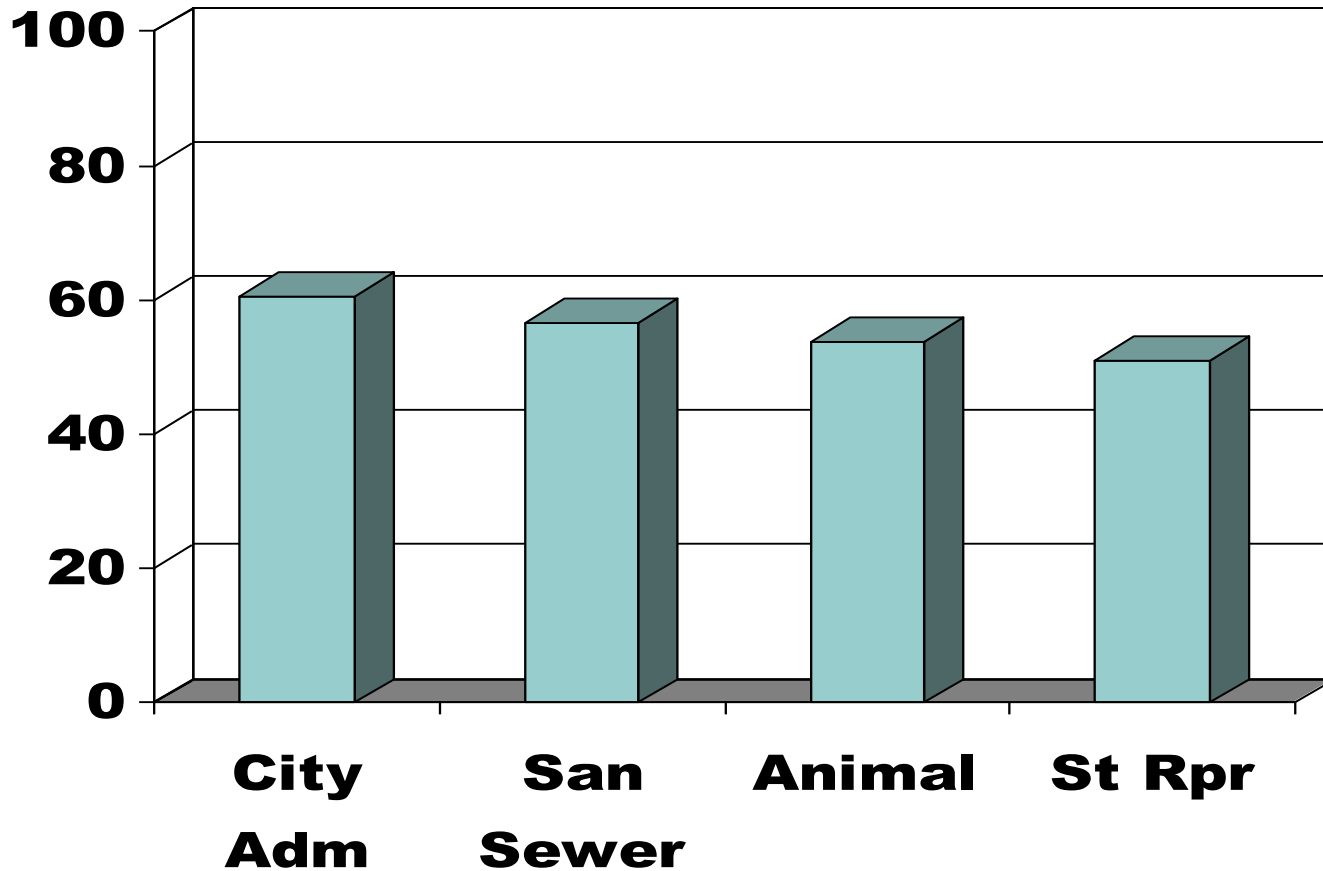
# City Services -Very Satisfied/ Satisfied

---



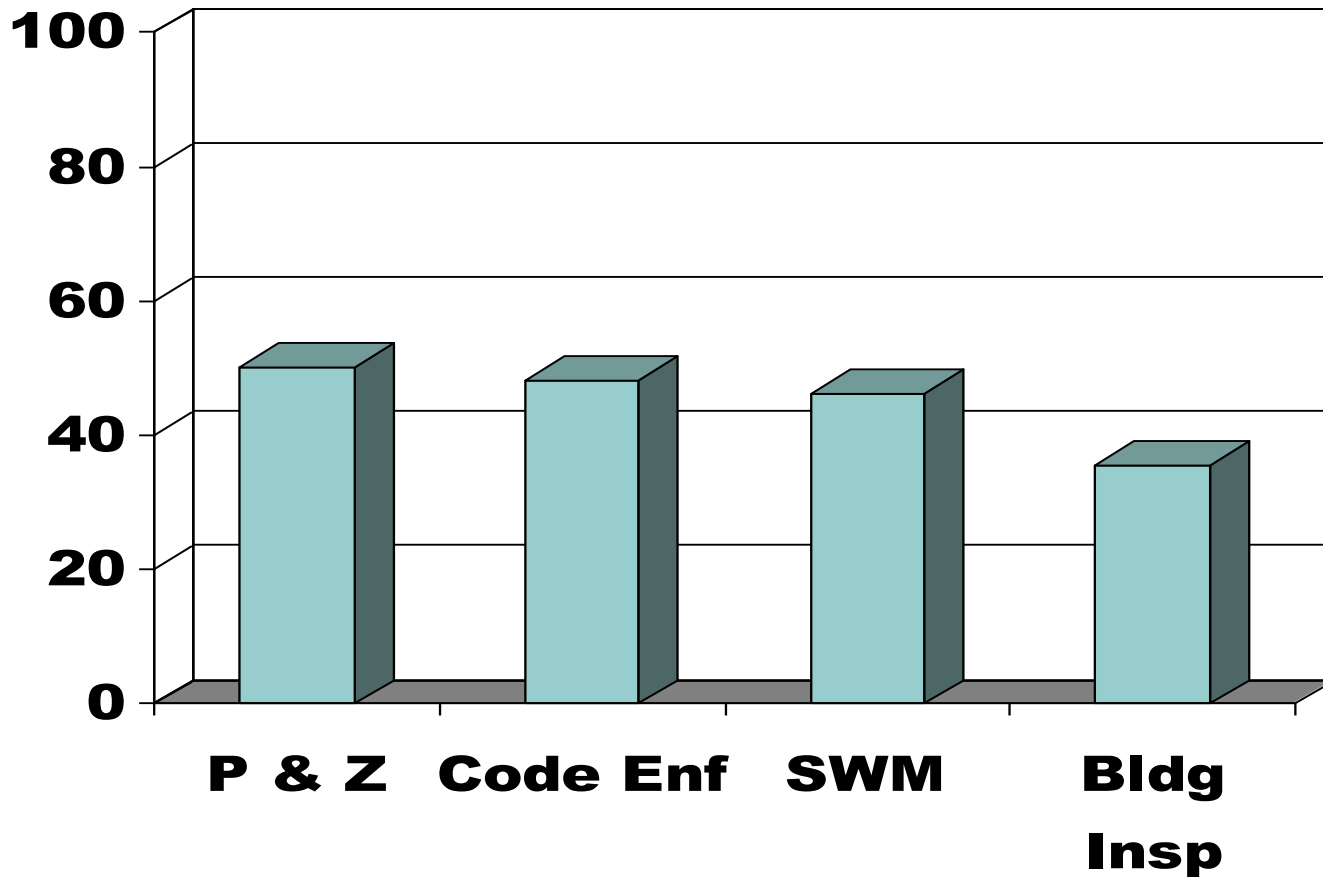
# City Services -Very Satisfied/ Satisfied

---



# City Services -Very Satisfied/ Satisfied

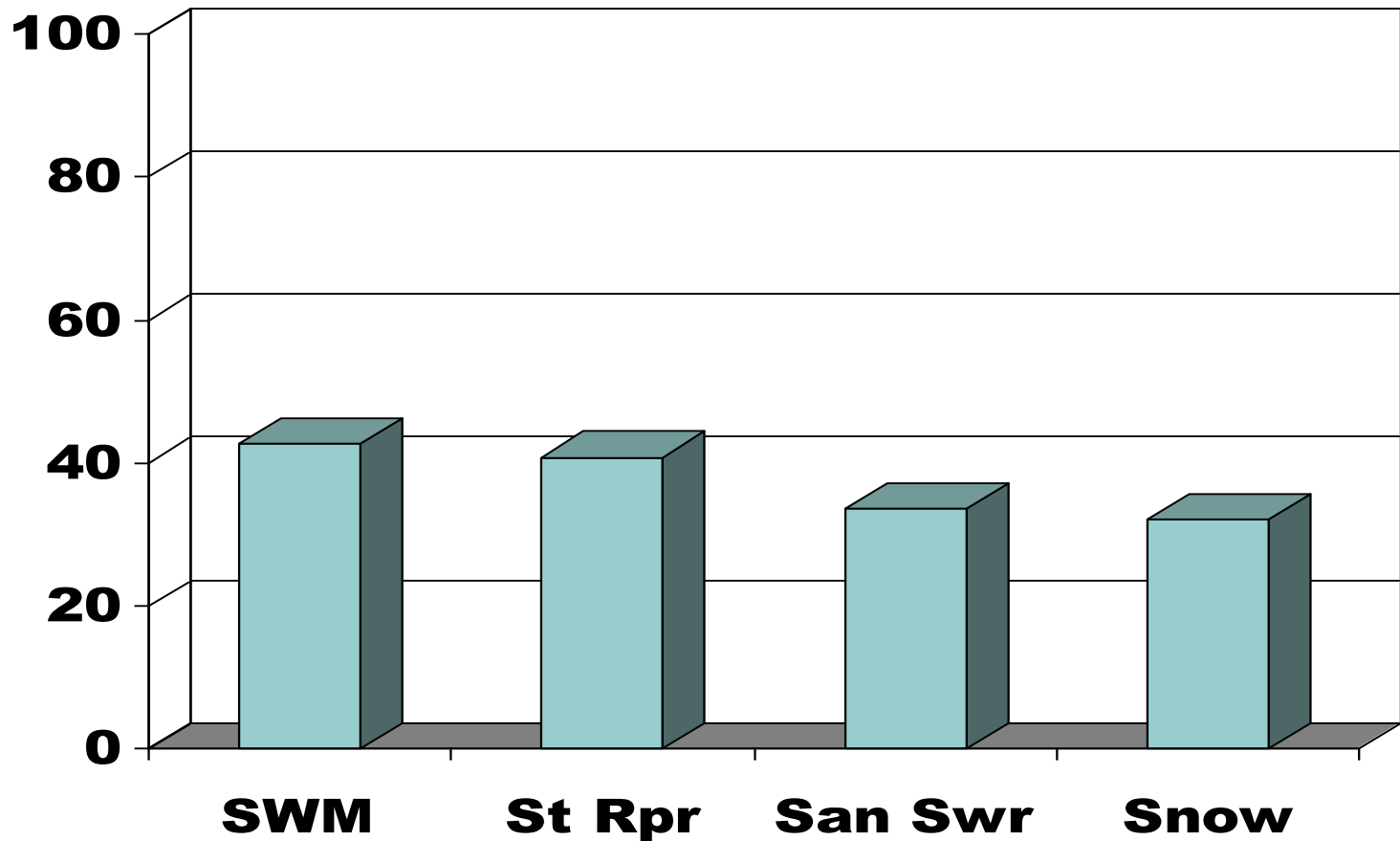
---



# City Services

## -Not Satisfied/ Very Dissatisfied

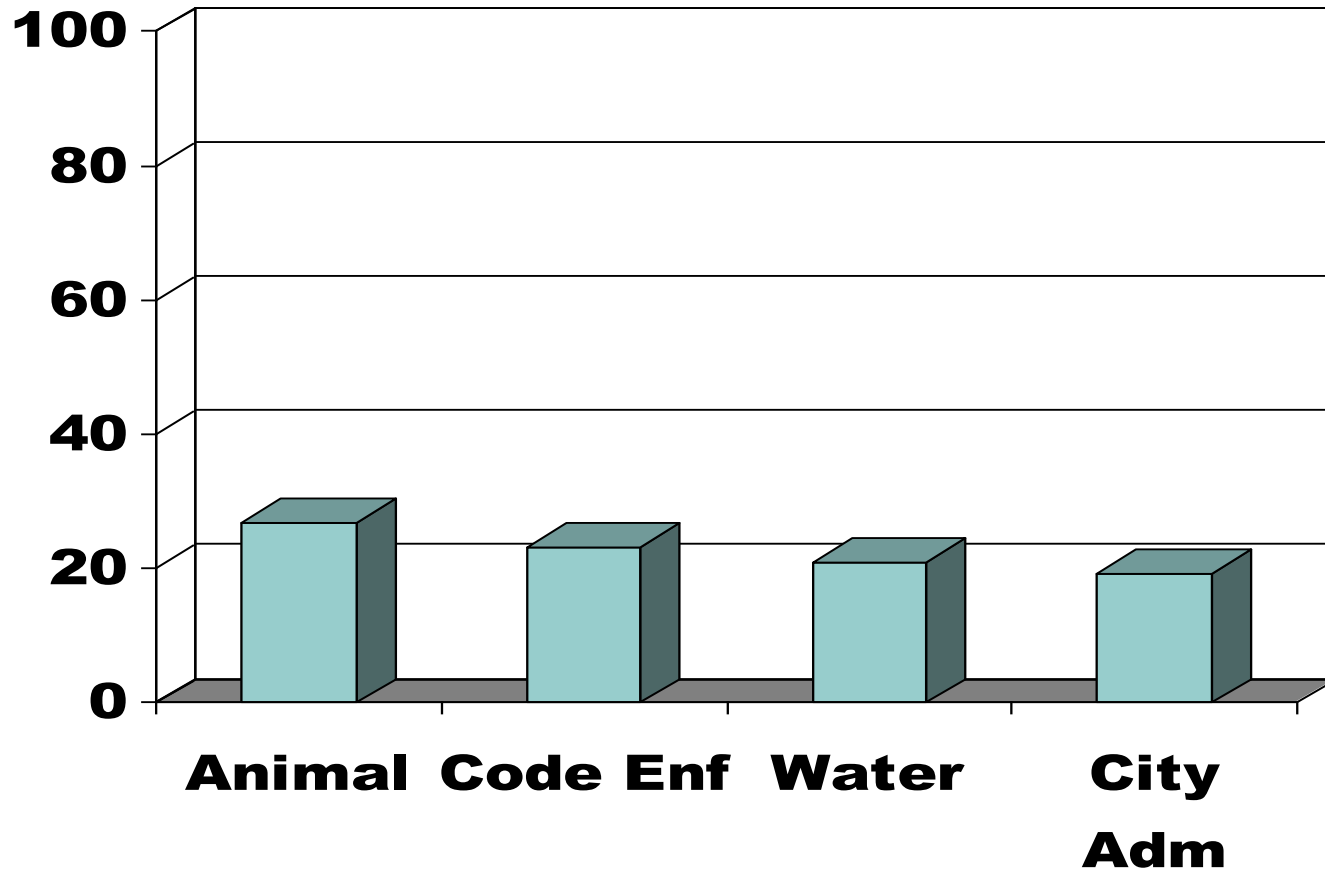
---



# City Services

## -Not Satisfied/ Very Dissatisfied

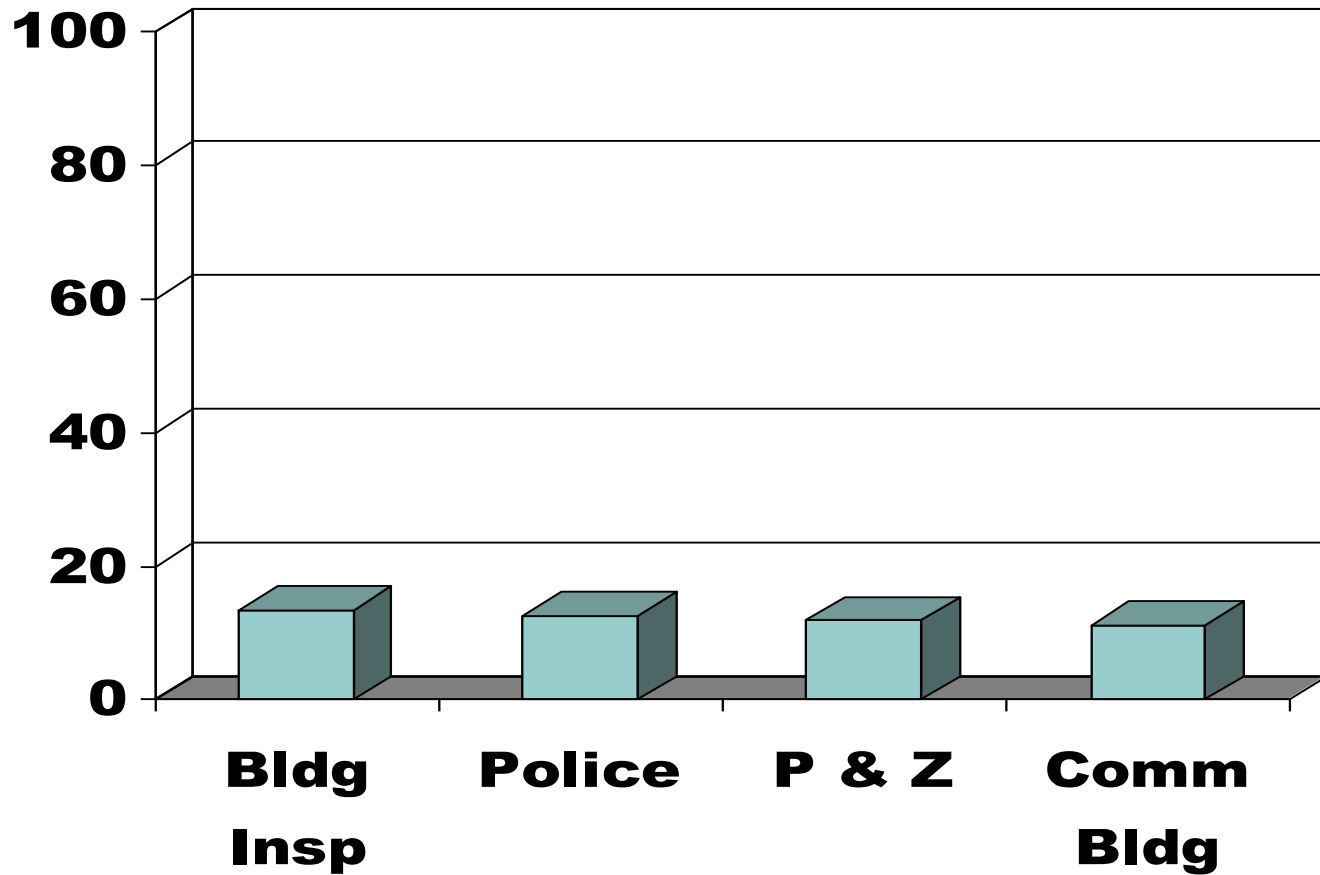
---



# City Services

## -Not Satisfied/ Very Dissatisfied

---

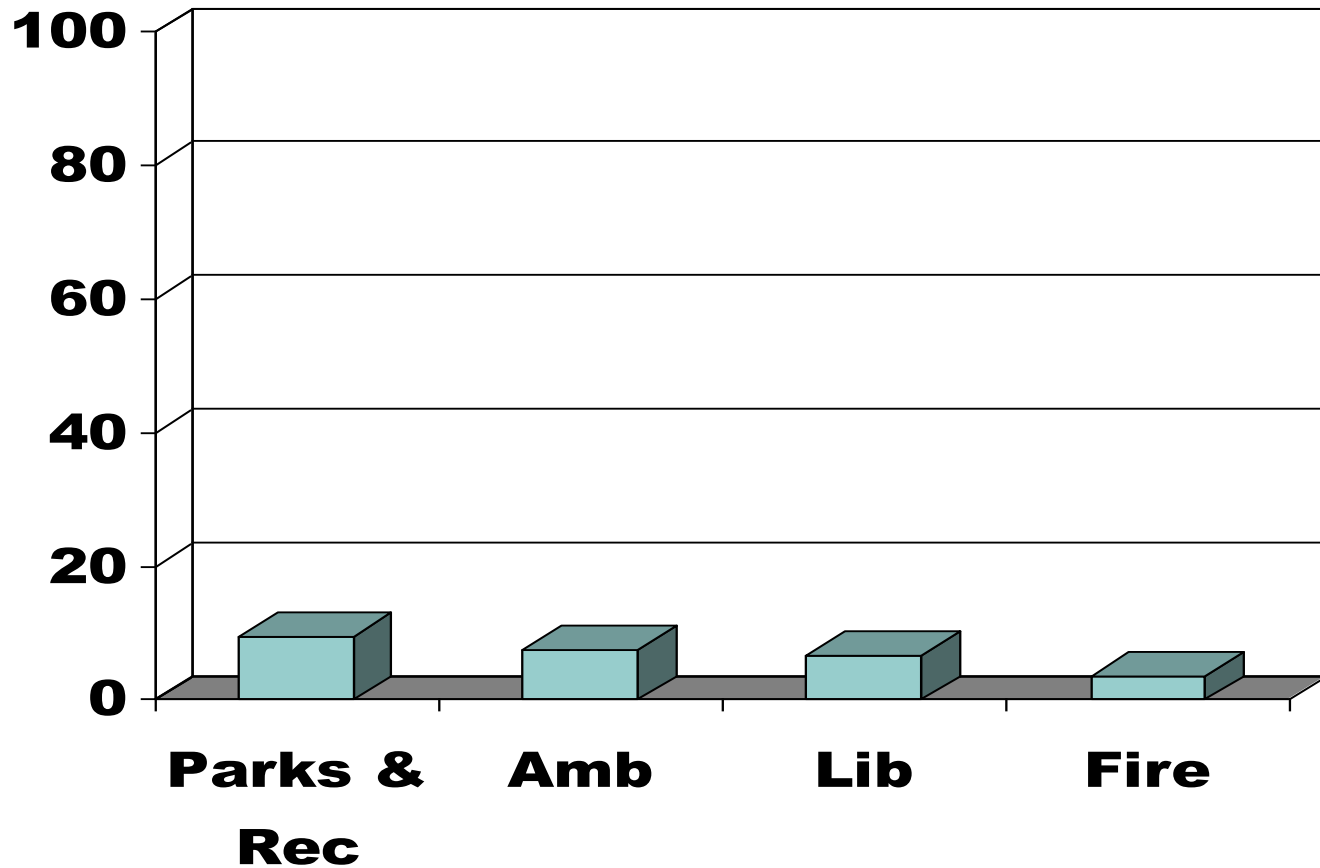




# City Services

## -Not Satisfied/ Very Dissatisfied

---



# **Capital Improvement Priorities**

---

# Street Improvements: Residential Streets

---

|                   |       |
|-------------------|-------|
| High              | 22.9% |
| Medium            | 45.5% |
| Low               | 19.0% |
| Do Not Fund       | 3.6%  |
| Unsure/No Opinion | 9.1%  |

# Street Improvements: Major Streets

---

|                   |       |
|-------------------|-------|
| High              | 27.3% |
| Medium            | 44.3% |
| Low               | 20.6% |
| Do Not Fund       | 3.2%  |
| Unsure/No Opinion | 4.7%  |

# Sanitary Sewer Infrastructure Improvements

---

|                   |       |
|-------------------|-------|
| High              | 38.7% |
| Medium            | 33.6% |
| Low               | 14.2% |
| Do Not Fund       | 3.2%  |
| Unsure/No Opinion | 10.3% |

# Sidewalk Repairs

---

|                   |       |
|-------------------|-------|
| High              | 24.1% |
| Medium            | 33.2% |
| Low               | 28.5% |
| Do Not Fund       | 6.3%  |
| Unsure/No Opinion | 7.9%  |

# New Sidewalk Construction

---

|                   |       |
|-------------------|-------|
| High              | 16.2% |
| Medium            | 24.1% |
| Low               | 36.4% |
| Do Not Fund       | 13.8% |
| Unsure/No Opinion | 9.5%  |

# Improvements to Existing Parks

---

|                   |       |
|-------------------|-------|
| High              | 9.5%  |
| Medium            | 29.6% |
| Low               | 41.9% |
| Do Not Fund       | 9.1%  |
| Unsure/No Opinion | 9.9%  |



# Hiking/Biking Trails

---

|                   |       |
|-------------------|-------|
| High              | 14.6% |
| Medium            | 24.5% |
| Low               | 32.8% |
| Do Not Fund       | 18.6% |
| Unsure/No Opinion | 9.5%  |

# Downtown Redevelopment

---

|                   |       |
|-------------------|-------|
| High              | 34.8% |
| Medium            | 36.4% |
| Low               | 13.4% |
| Do Not Fund       | 9.1%  |
| Unsure/No Opinion | 6.3%  |

## **EMS Building (Police, Fire, Ambulance)**

---

|                   |       |
|-------------------|-------|
| High              | 20.6% |
| Medium            | 29.6% |
| Low               | 25.3% |
| Do Not Fund       | 18.2% |
| Unsure/No Opinion | 6.3%  |

# Library Expansion

---

|                   |       |
|-------------------|-------|
| High              | 9.5%  |
| Medium            | 23.7% |
| Low               | 35.2% |
| Do Not Fund       | 22.1% |
| Unsure/No Opinion | 9.5%  |

## **Corridor Improvements (Hwy 117)**

---

|                   |       |
|-------------------|-------|
| High              | 9.1%  |
| Medium            | 24.9% |
| Low               | 33.6% |
| Do Not Fund       | 18.6% |
| Unsure/No Opinion | 13.8% |

# Storm Water Drainage Improvements

---

|                   |       |
|-------------------|-------|
| High              | 34.8% |
| Medium            | 38.3% |
| Low               | 17.4% |
| Do Not Fund       | 2.8%  |
| Unsure/No Opinion | 6.7%  |

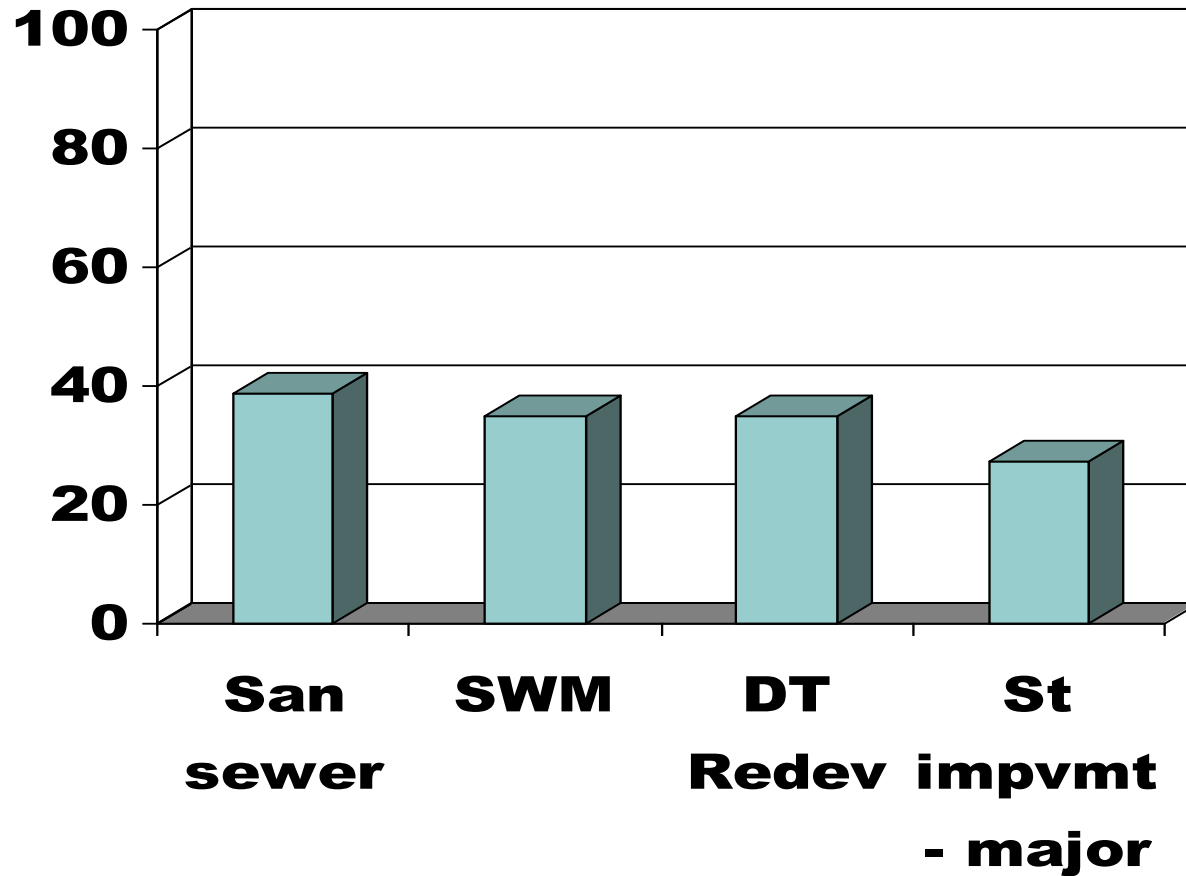
# Community/Event Center

---

|                   |       |
|-------------------|-------|
| High              | 8.3%  |
| Medium            | 24.9% |
| Low               | 41.5% |
| Do Not Fund       | 16.2% |
| Unsure/No Opinion | 9.1%  |

# Capital Improvements -High Priorities

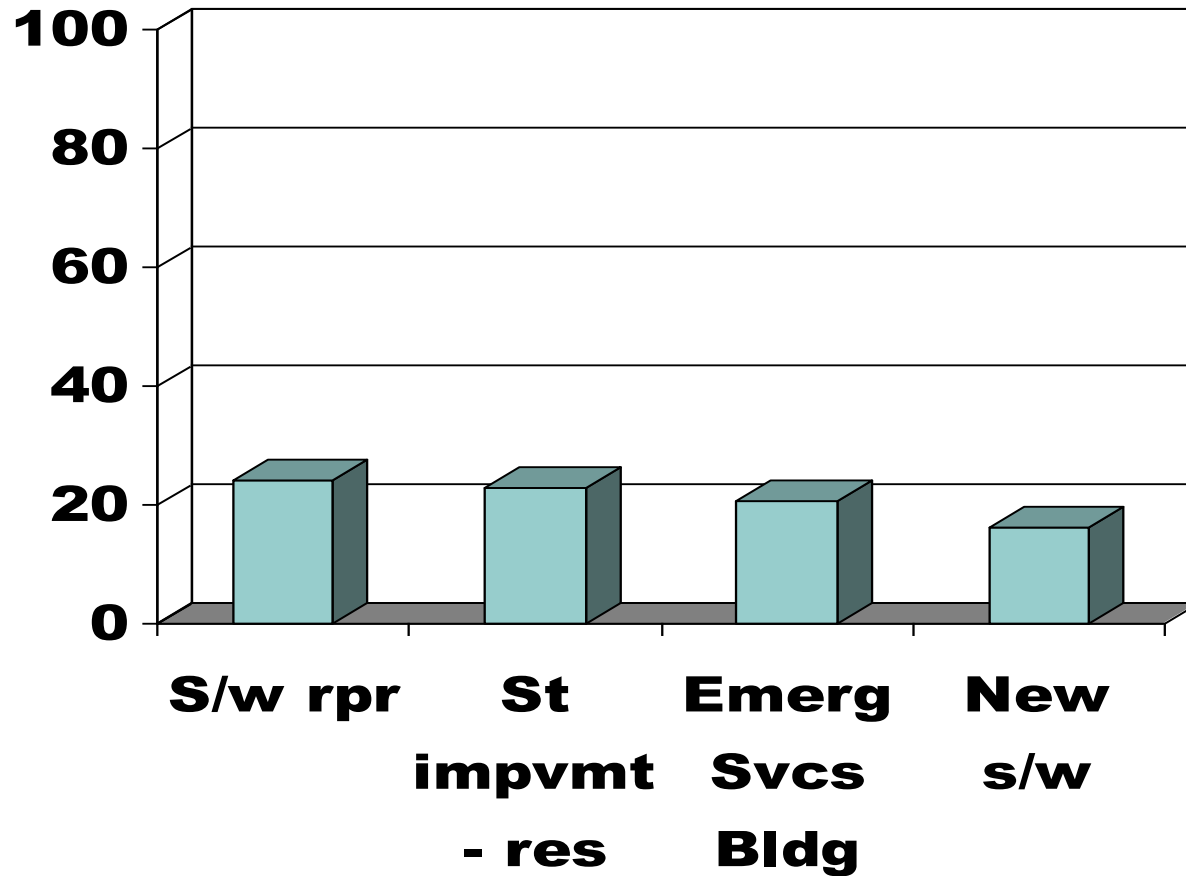
---





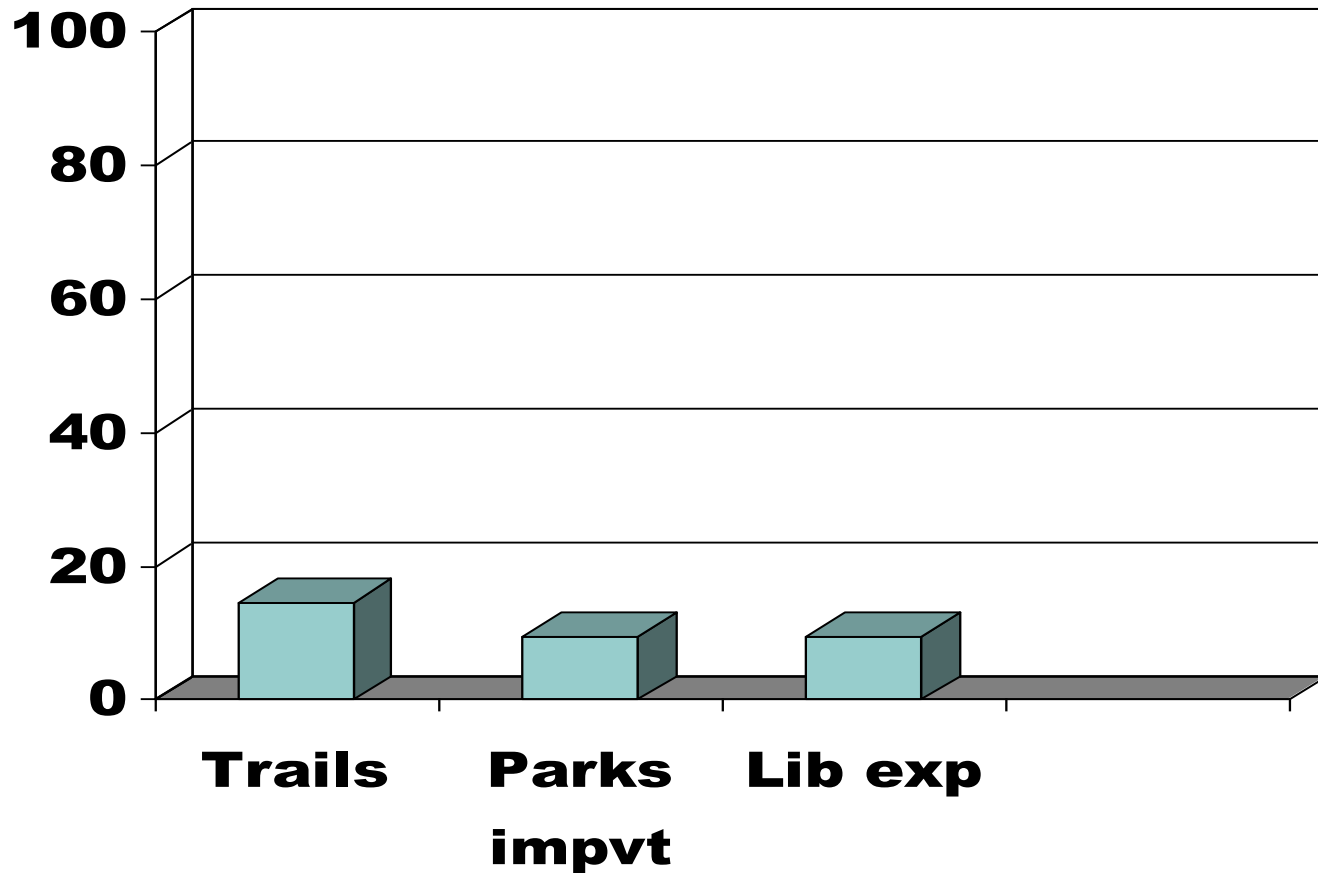
# Capital Improvements -High Priorities

---



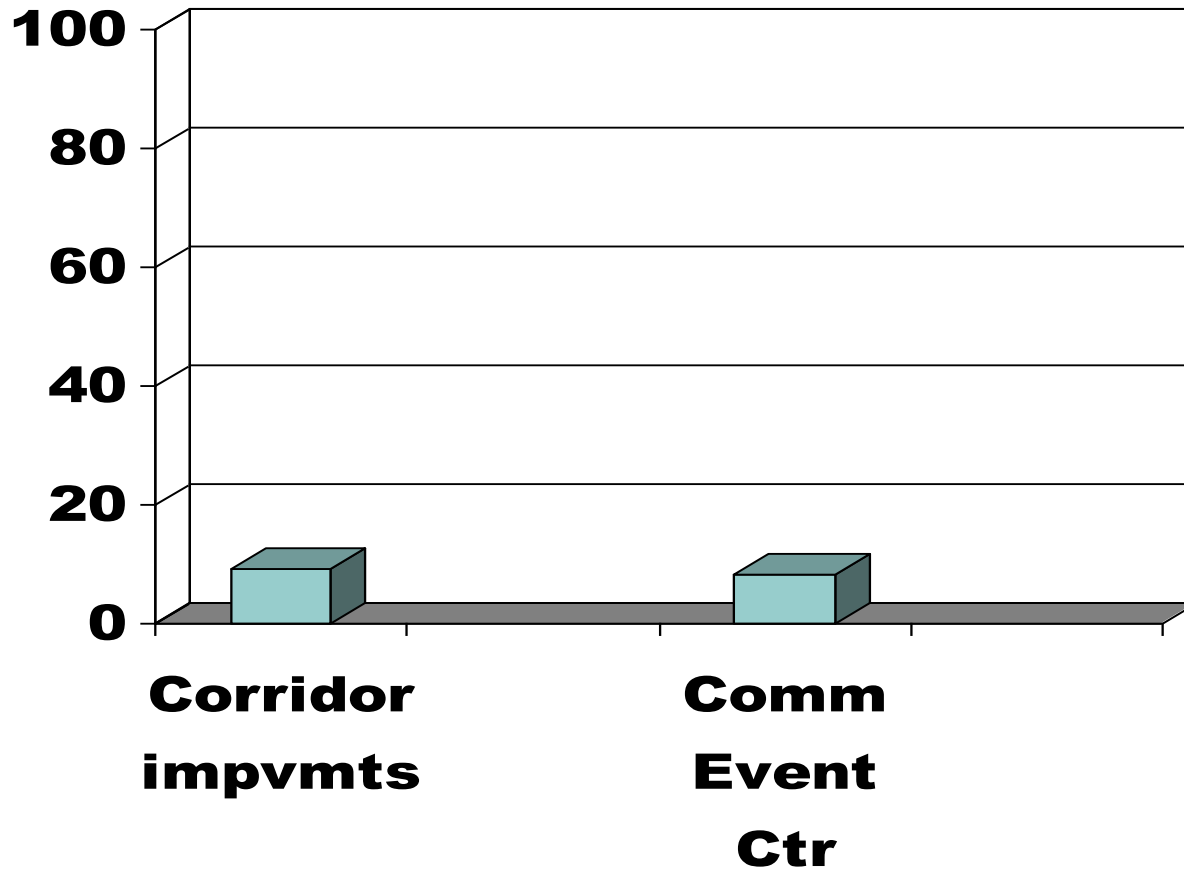
# Capital Improvements -High Priorities

---



# Capital Improvements -High Priorities

---



# Neighborhood Concerns

## -Big Problem (>10% resps)

---

|                        |       |
|------------------------|-------|
| Property appearance    | 19.8% |
| Speeding               | 14.6% |
| Sidewalk gaps          | 13.0% |
| Animals at large       | 12.6% |
| Cars parked on streets | 10.3% |

# Neighborhood Concerns

## Somewhat of a Problem – Top 4

---

|                     |       |
|---------------------|-------|
| Property appearance | 43.1% |
| Speeding            | 42.7% |
| Sidewalk gaps       | 38.3% |
| Animals at large    | 30.8% |

# **Open-ended Questions**

---

## Like Most (>4% resps)

---

|                                 |       |   |
|---------------------------------|-------|---|
| Size/small town<br>atm.         | 38.7% | 1 |
| Friendly/nice/<br>caring people | 22.9% | 2 |
| Quiet/ peaceful                 | 19.8% | 3 |
| Location to DM,<br>Central Ia   | 15.8% | 4 |
| Safety/low<br>crime             | 15.4% | 5 |

## Like Most

---

|         |      |   |
|---------|------|---|
| Schools | 7.9% | 6 |
|---------|------|---|

|                                   |      |   |
|-----------------------------------|------|---|
| Loc. to emp,<br>shopping,<br>med. | 7.1% | 7 |
|-----------------------------------|------|---|

|                          |      |   |
|--------------------------|------|---|
| Community<br>spirit/inv. | 4.7% | 8 |
|--------------------------|------|---|

|          |      |   |
|----------|------|---|
| Churches | 4.3% | 9 |
|----------|------|---|



## Like Least (>4% resps)

---

|  |       |   |
|--|-------|---|
| Prop. Maint.<br>unkempt/<br>abandoned      | 18.2% | 1 |
| Utility rates<br>(water/sewer)<br>too high | 15.8% | 2 |
| Shopping<br>oppties<br>limited             | 11.9% | 3 |
| Square<br>appearance,<br>declining bus.    | 6.3%  | 4 |

## Like Least

---

|  |      |   |
|--|------|---|
| Open burning<br>– can't burn<br>leaves | 4.7% | 5 |
| Drainage<br>problems                   | 4.3% | 6 |
| San sewer<br>problems                  | 4.0% | 7 |

## Highest Priority Needs (>4% resps)

---

|  |       |   |
|--|-------|---|
| Shopping opportunities – more, recruit | 14.6% | 1 |
| Drainage improvements                  | 14.2% | 2 |
| San sewer improvements                 | 12.3% | 3 |
| Prop maint/ code enfcmt                | 11.1% | 4 |
| Economic Dev jobs/ businesses          | 7.9%  | 5 |

# Highest Priority Needs

---

Downtown/  
Square –  
more  
businesses/  
revitaliz.      5.9%      6T

Street  
maint./repair      5.9%      6T

Infrastr  
maint./repair      5.5%      7

Utility rates -  
lower      4.3%      8

# City Services

## Reduce or Eliminate (4 Or More Resps)

---

Police – reduce  
staffing 2.4%

Utility rates – reduce 2.0%

City employees –  
reduce staffing 1.6%

## **City Services to Provide –Currently Not Available (4 Or More)**

---

Open burning 4.3%

Rec center/gym 3.2%

Code enforcement 2.4%

Swimming pool 2.4%

Snow removal – keep  
gravel off yards/clean  
up after 2.0%

## **City Services to Provide –Currently Not Available (4 Or More)**

---

Yard waste collection      1.6%  
– extend season

Yard waste – service      1.6%  
for businesses &  
residents

# **Demographic Information**

---



## Residence

---

|                         |       |
|-------------------------|-------|
| NE                      | 24.5% |
| NW                      | 21.7% |
| SE                      | 17.0% |
| SW                      | 25.7% |
| No Answer/Don't<br>Know | 11.1% |

## Gender

---

Male 52.6%

Female 41.9%

No Answer 5.5%

# Age

---

|           |       |
|-----------|-------|
| 18 – 24   | 0.4%  |
| 25 – 34   | 11.9% |
| 35 – 44   | 18.2% |
| 45 - 54   | 15.0% |
| 55- 64    | 19.8% |
| 65 +      | 30.8% |
| No Answer | 4.0%  |

# Years Lived in Prairie City

---

|           |       |
|-----------|-------|
| 0 – 2     | 6.7%  |
| 3 – 5     | 5.9%  |
| 6 – 10    | 9.5%  |
| 11 – 20   | 20.6% |
| 21 +      | 48.6% |
| No Answer | 8.7%  |

## Moved to PC from

---

|                            |       |
|----------------------------|-------|
| Jasper Co. (outside of PC) | 21.7% |
| Polk Co.                   | 28.5% |
| Elsewhere IA               | 19.4% |
| Outside IA                 | 6.3%  |
| Always PC                  | 15.0% |
| No Answer                  | 9.1%  |

# Where Employed

---

|                                 |       |
|---------------------------------|-------|
| PC                              | 13.0% |
| Jasper Co (outside of PC)       | 5.5%  |
| Polk Co.                        | 36.8% |
| Pella                           | 1.6%  |
| Outside Jasper/Polk Co or Pella | 4.7%  |
| Student                         | 1.2%  |
| Unemployed                      | 1.2%  |
| Retired                         | 33.6% |
| Other/No Ans.                   | 5.5%  |

# Internet Access

---

|                    |       |
|--------------------|-------|
| Home Only          | 33.6% |
| Work Only          | 2.0%  |
| Library Only       | 2.0%  |
| Home & Work        | 41.5% |
| Home, Work, Lib    | 2.8%  |
| No Internet Access | 15.8% |
| No Answer          | 2.4%  |

# Interested in News About PC City Government?

---

Yes 80.6%

No 14.2%

No Answer 5.1%



# How well informed do you feel about PC city government?

---

|                                  |       |
|----------------------------------|-------|
| Well informed                    | 23.3% |
| Neither well nor poorly informed | 51.0% |
| Poorly informed                  | 22.1% |
| No Answer                        | 3.6%  |

# Usually Get News or Info About PC City Government From

---

|                        |       |
|------------------------|-------|
| Convs w family/friends | 79.1% |
| Prairie City News Alt. | 77.9% |
| Social media           | 19.8% |
| Newton Daily News      | 13.4% |
| City website           | 13.0% |

# News about PC

---

|                       |      |
|-----------------------|------|
| DM Register           | 9.5% |
| TV news               | 8.3% |
| Radio news            | 5.9% |
| City mtgs             | 5.5% |
| Mtgs w city officials | 2.8% |
| City mtgs             | 2.3% |
| Water bill            | 2.0% |